

Sunday School Lesson Outline



Lesson: Crowned with Glory and Honour
Passage: Hebrews 2:5-3:1
Big Idea: Jesus became a human, to put humankind back in its proper place: Kings & Queens.
Main Aim: Realise how amazing it is that Jesus became a human.
Key verses: Hebrews 2:9

Please pray for the lesson preparation, that God's word would feed us and the children.

Laptop/tablet + speaker: You will need to bring a device to play media.

If needed, Jonny can provide **a laptop and Bluetooth speaker**. 😊

Additional resources for prep: Grace Group booklets or talk to Jonny if needed.

Hebrews Overview

The Letter to the Hebrews tells us (at least) two things: why we must keep going as Christians, and why we are absolutely able to keep going to the end. It's Jesus. Jesus is Even Better, he is The Best. He is the help we need to run across the finish line.

We need to learn from Israel's mistakes, and also realise that with Jesus we have all we need.

Passage overview – Talk outline on page 3.

There are complicated details, here is the basic message:

1. Humankind is not where it is supposed to be. 2:5-8
 Humans are meant to be crowned in glory and honour, reigning over creation.
 But we're not, the world is a mess.
2. Jesus is where humankind is supposed to be. 2:9
 Crowned with glory and honour.
3. He is taking humankind with him to glory. 2:10-13
4. So, God became man, to free humankind and put them right. 2:14-18

Main Aim/Application - For them then & us now.

It isn't an optional extra that Jesus became human. It's central to Jesus' saving work.

Our minds can be expanded by this passage to realise how amazing it is that Jesus became human.

Groups

At CW – Prepare for **Sailors and Officers**, taught together.

At GR & EC – Prepare for either **Sailors or Officers**, taught separately.

Ages
Sailors: Age 3 to Year 2
Officers: Years 3-6


Lesson Overview

Get Going
~3 min + Song



Welcome & Pray
Intro Idea
Song

Bible Talk
~10 mins



The Big Idea
The Main Aim

Heart & Hands
~30 mins



Craft/Worksheet
Further teaching
Memory verse

Catechisms
~10 mins

The New City
Catechism for Kids



Practice Together

Land the Lesson



Recap
Pray
Extra Fun Time



Get Going

Welcome, Pray, Introduction idea & Song

At GR and EC the Sailor Leader will lead the “Get Going” section, by default.

Welcome and connect briefly with the children

- Ask a fun question. Something like:
Was your week good or bad? Show me with thumbs up/down/halfway. Why?
How was your week out of 10? Show me with fingers. Why?
What's the most fun/boring thing that happened? The best food you ate? Smelliest smell?

Prayer by the leader

- Help us to listen carefully to what God has to say to us today, and to have fun.

Set expectations:

- Rules:
 - We listen to the leader.
 - We love our neighbour.
- We're here to learn about Jesus and have fun.
- If you need the toilet, let us know and we'll take you.

Intro Idea - Introduce the “Big Idea” of the passage with **Intro Powerpoint slides**.

- Ask the children – Is this how it's supposed to be? What would you change to put it right?
 - Messy bedroom.
 - Messy kitchen.
 - Destroyed cities.
 - Messy people.
 - Jesus came as a person to put people right. To make us kings and queens.

Sing - If needed, talk through the words and actions before singing.

Your love. Choose one of the following versions (or another!)

<https://www.youtube.com/watch?v=znPf7AY66E>

https://www.youtube.com/watch?v=2qb31RRg_Eo



Bible Talk

Teaching the Big Idea & Main Aim.

Using the ICB translation: International Children's Bible.

Available at: [Bible Gateway](#)

Keep it clear and snappy.

Centre the talk on the Big Idea and the Main Aim.

Have a Bible open throughout to show that we're teaching from God's word, and not from our heads.

Think of ways to make the Bible talk engaging. Ideas for this are below.

Key Verses – Hebrews 2:9

Teaching an Epistle

- It can be easy to get bogged down in details.
Stick to the Big Idea as we teach it to the children.
- Use the narrative elements where possible.
The sermon to the Hebrews has many references to Jesus' story and Israel's story.
We can pick up and dramatise these elements.

Lesson Points

Introduction

We might know that Jesus is a man.

But we might not think it's very important.

We might think Jesus could have been an angel, or a floaty spirit.

But actually, it's really important that Jesus is a man.

It's more important than we might think.

Jesus being a human is actually so amazing.

Because he fixes us, humans.

Jesus is a human. To make us humans right.

Let's see...

1. Humankind is not where it is supposed to be.

2:5-8

Creation: Set up chairs as thrones, find crowns if you're able.

Crown a boy and a girl as king and queen over creation.

Cuddly toys can be the animals which they rule.

Could you also have someone dressed as an angel (tinsel) standing on a chair? Above them?

God says, that he made humans to be kings and queens of creation.

God is the highest king. But humans are made to be kings and queens under him.

Humans are very small.

Verse 6 (King David says to God): "What is man that you are mindful of him?"

As in, how come you care about us, even though we're so small!?

But God doesn't just care about us, he made us kings and queens. Verse 7.
We were made only a bit lower than angels.

We were made to be good kings and queens.

But, boys and girls.

Do you think we are good kings and queens of this world? Why/why not?

We don't want to be under God as high king.

We don't want to rule the world nicely. We ruin the world and hurt each other.

*Get the king and queen to throw their crown away, get off the throne.
Cuddly animals take the thrones.*

This is really bad. We need someone to put this right...

2. Jesus is where humankind is supposed to be.
This is why it's so AMAZING that Jesus is a human.

Start of Jesus' journey. Above the angels.
Jesus before the world was made, was up above the angels.

Middle of Jesus' journey. Below the angels.
But he came down to earth as a man.
He made himself for a little while, lower than the angels.

He was a man on earth, he walked around, ate food, drank water, slept.
He even died on a cross.

End of Jesus' journey. Above the angels.
But he didn't end there, he then rose from the dead.
And went up, up, up, back above the heavens.

And now, HE is crowned with glory and honour.
He is the good human king, reigning over creation, like we were meant to.

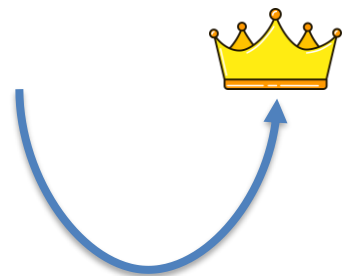
*Another child could sit on the throne with a crown, to represent where Jesus is now.
The child could be older (for a reason coming in a bit)*

He is on the throne where we were supposed to sit.
This is why it's so good that Jesus is human, he is the good human.

But there is more..!

3. He is taking humans with him to glory.
Jesus takes us with him, back onto the throne.
It's like Jesus takes his followers and puts them on the throne with him.

2:9



2:10-13

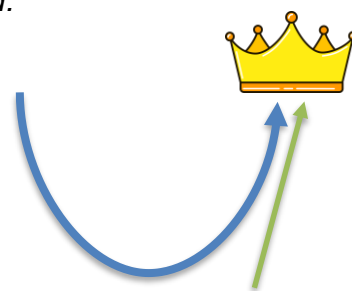
*The older child playing Jesus, takes the fallen king and queen by the hand.
They are then put on the thrones next to Jesus.*

Jesus became a human.

To put humans like us, back in their place.

He makes us kings and queens.

God is the high king, we are under him.



Conclusion

We might think it's not very interesting that Jesus is a man.

Actually, Jesus being a human, fixes everything wrong with humans.

As we trust him, he makes us right again.

Jesus is more amazing than we might ever think!

Brief application - The Main Aim expanded.

- **Sailors** State the Main Aim application and expand it a bit.
When we're at home/school/church or when we're sad/happy/tired...
This is how it's right to think/act/talk/feel.
Give a concrete example:
"When we feel x, we can remember y"
- **Officers** Ask questions to arrive at the Main aim application.
How does this help us think/act/talk/feel differently?
What about at home/school/church or when we're sad/happy/tired?
Give a concrete example:
"When we feel x, we can remember y"

Teaching ideas - Ask Jonny if you'd like more ideas.

- Use the *Hebrews* series teaching image.

This is laminated and in the Sunday School box.

We're finding out why Jesus is The Best.

He is what we need to keep running the race to the end.

- Use the teaching images.

Lay them out as you explain. They can help children track through the talk.

- Act something out.

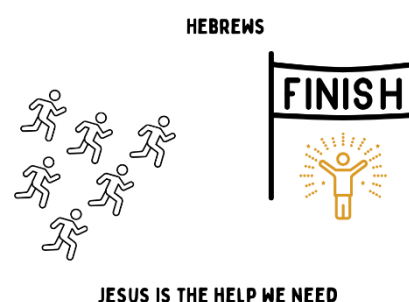
Could you act out what the passage is talking about?

- Use actions and a catch phrase.

For example: "We don't fear man (*trebling action and point at children*),
instead we fear God! (*Tremble and point up*)."

Jesus became a human. *Hands together?*

To put us right. *Crown hands?*



- **Sailors - More question ideas:** What noise/ smell do you think it made? How many stars did he see? Have you ever seen that before? How did he feel? What face would she have made?
- **Sailors - More teaching ideas:** Make actions to copy at certain points, act it out with costumes and scenery, go for a walk around the room, use Lego/Playmobile figures.
- **Officers - More question ideas:** Why do you think he did that? What did she get right/ wrong? What would you do in his situation?
- **Officers - More teaching ideas:** Act it out, have them draw scenes, shout out the best thing they see in the passage, make a puppet show using paper and card, go for a walk, use Lego.



Heart and Hands

More on the **Big Idea & Main Aim** with activities.

Table Activities - Craft or worksheet - Spares go to the Eltham service.

- **Sailors** Craft.
Cut, stick, fasten, colour. Chat about how it relates to the teaching point.
- **Officers** Activity Sheet.
*This is a guided Bible study to help them learn how Bible studies work.
The sheet progresses from easy questions to harder questions.
Help them find answers in the Bible and think about them.*

The New City
Catechism

for Kids



New City Catechism

Practice Together

What is this? [Tim Keller Introduces the New City Catechism](#)

Why do this? [Why We Should Catechize Our Children](#)

This week - Question 29.

- **If you have time...**
- Open up the Catechism of the week.
Practice saying it with the children. Some might have learnt it at home to say it with less help.
Talk about difficult words and ideas.
- **Sailors** Use Children's Mode and the songs to learn.
Choose the right question from the following playlist:
[Q1 What is Our Only Hope in Life and Death?](#)
- **Officers** Use Children's Mode where necessary.
You could make up a rhyme or rap to learn it.
Or make up a game of trying to remember it: Get in a circle, say one word each.



Land the lesson

Bring everything together: Recap, prayer and game.

Recap - Use the craft/ worksheet to remind them of the Big Idea & Main Aim.

Pray - Encourage the children to pray with you about the Big Idea and Main Aim. They could **thank/praise God** for it or **ask for help** in believing it.

- **Sailors** You could suggest "Popcorn prayers" - really short prayers.
Or "Arrow prayers"- We all shoot up like an arrow at the end.
Or you could try the idea we use with Officers.
- **Officers** You could pass an object, like a Bible, around the room.
When a child receives the Bible, they can choose to pray in their head or aloud.

Game idea - Check the OneDrive

Time fillers, Games and Music - Check the OneDrive

- I often play something from: <https://www.youtube.com/@thebiggeststory>
- A Spotify playlist of Sunday School songs can be found in the Term Overview Document.

Sign out - Give each family a Take Home Sheet

- Sign out with Check-In.